

**BLUE-MASTER**  
BY CRESO

# BROCAS PARA MADERA




**BROCAS MANGO CILÍNDRICO PARA MADERA Y ESTUCHES**

REFERENCIA	SERIE	TIPO	MATERIAL	NORMA	MANGO	APLICACIONES	PÁGINA
<b>BM</b>			CV			 	386
<b>BMPR</b>			HSS			 	387
<b>BM"S"</b>		TIPO S	CV			 	388
<b>BMSDS</b>		TIPO S	CV			 	389
<b>BMMD</b>		TIPO S	MD			 	389
<b>BMC</b>		TIPO S	CV			  	390
<b>BM2P</b>			CV			 	390
<b>BMH</b>		TIPO S	CV			 	391

**BROCAS PARA TALADRAR AGUJEROS CUADRADOS**

<b>BMCC</b>			CV				391
-------------	---	--	----	--	--	---	-----

**BROCAS PLANAS**

<b>BMP</b>			CV			 	392
------------	---	--	----	--	---	---	-----

**ESTUCHES DE MADERA CON BROCAS TIPO "S"**

392




**BROCAS TIPO CASTOR**

<b>BM4P</b>			HSS			 	393
-------------	---	--	-----	--	---	---	-----

**ALARGADORES PARA MANGOS DE 6,35 Y 11 mm.**

393

**BROCAS PARA ENCAJE DE BISAGRAS**

<b>BB</b> <b>BMF</b>			MD			 	394
-------------------------	---	--	----	--	--	---	-----

<b>BMF1</b>			HSS			 	394
-------------	---	--	-----	--	--	---	-----

**BROCAS PARA ENSAMBLAJE DE TORNILLOS EN MADERA CON MANGO HEXAGONAL 1/4"**






<b>BM3</b>						 	395
------------	---	--	--	--	---	---	-----

**BROCAS PARA LA INSTALACIÓN DE CERRADURAS Y BISAGRAS EN MADERA CON MANGO HEXAGONAL 1/4"**

REFERENCIA	SERIE	TIPO	MATERIAL	NORMA	MANGO	APLICACIONES	PÁGINA
<b>BM4</b>						 	395



**BROCAS PARA MADERA CON AVELLANADOR CON MANGO HEXAGONAL Y MANGO CILÍNDRICO**

<b>BM5</b>			HSS			 	395
<b>BM6</b>			HSS			 	395




**BROCAS EXTENSIBLES PARA MADERA**

<b>BME</b>			CV			 	396
------------	--	--	----	--	--	---	-----



**BROCAS CON PUNTA DE METAL DURO PARA MADERA**

<b>BMMD</b>				MD		 	396
-------------	--	--	--	----	--	---	-----





**AVELLANADORES PARA MADERA**

<b>AV25</b> <b>AV26</b>						 	396
----------------------------	--	--	--	--	--	---	-----








**TOPES DE PROFUNDIDAD PARA BROCAS CON MANGO CILÍNDRICO**

<b>TOPE</b>						 	396
-------------	--	--	--	--	--	---	-----



**BROCAS PARA ENCOFRADOS**

<b>BE</b>			CV	DIN 7490		 	397
<b>BESDS</b>			CV	DIN 7490		 	398



## BROCAS MANGO CILÍNDRICO PARA TALADRAR MADERA CV

Brocas Madera

Gris

Ref. **BM**Serie  
Standard

CV



## SERIE STANDARD

	D <sub>1</sub> mm.	L <sub>1</sub> x L <sub>2</sub> mm.	BM	€
BM03	3,0	59 x 35		0,66
BM04	4,0	74 x 41		0,74
BM05	5,0	82 x 55		0,82
BM06	6,0	88 x 58		1,11
BM07	7,0	110 x 70		1,24
BM08	8,0	110 x 70		1,54
BM09	9,0	110 x 70		1,80
BM10	10,0	115 x 75		1,96
BM11	11,0	135 x 85		2,31
BM12	12,0	135 x 85		2,52
BM13	13,0	135 x 90		2,52
BM14	14,0	145 x 95		2,76
BM15	15,0	160 x 95		3,04
BM16	16,0	160 x 95		3,65
BM18	18,0	160 x 100		4,82
BM20	20,0	175 x 100		5,96
BM22	22,0	209 x 140		7,73

## SERIE LARGA 300 mm.

	D <sub>1</sub> mm.	L <sub>1</sub> x L <sub>2</sub> mm.	BM	€
BM05X300	5,0	300x160		2,82
BM06X300	6,0	300x160		2,94
BM07X300	7,0	300x160		3,45
BM08X300	8,0	300x160		3,32
BM09X300	9,0	300x160		4,02
BM10X300	10,0	300x160		4,37
BM11X300	11,0	300x160		5,19
BM12X300	12,0	300x160		5,23
BM13X300	13,0	300x160		5,75
BM14X300	14,0	300x160		6,36
BM15X300	15,0	300x160		7,25
BM16X300	16,0	300x160		8,63
BM18X300	18,0	300x160		9,88
BM20X300	20,0	300x160		11,01

## SERIE EXTRA LARGA 450 mm.

	D <sub>1</sub> mm.	L <sub>1</sub> x L <sub>2</sub> mm.	BM	€
BM08X450	8,0	450x250		7,19
BM09X450	9,0	450x250		8,13
BM10X450	10,0	450x250		9,22
BM11X450	11,0	450x250		9,48
BM12X450	12,0	450x250		10,86
BM13X450	13,0	450x250		11,52
BM14X450	14,0	450x250		12,79
BM15X450	15,0	450x250		13,45
BM16X450	16,0	450x250		14,75
BM18X450	18,0	450x250		15,36
BM20X450	20,0	450x250		16,99



REFERENCIA	<b>BM9334</b>	<b>BM9335</b>	<b>BM9336</b>	<b>BM9333</b>
Nº BROCAS	5	5	7	8
CALIDAD	SERIE STANDARD	SERIE STANDARD	SERIE STANDARD	SERIE STANDARD
CONTENIDO	Ø 4 - 5 - 6 - 8 - 10 mm.	Ø 3 - 4 - 5 - 6 - 8 mm.	Ø 3 - 4 - 5 - 6 - 7 - 8 - 10 mm.	Ø 3 - 4 - 5 - 6 - 7 - 8 - 9 - 10 mm.
P.V.P. €	<b>8,70</b>	<b>7,73</b>	<b>12,04</b>	<b>13,48</b>

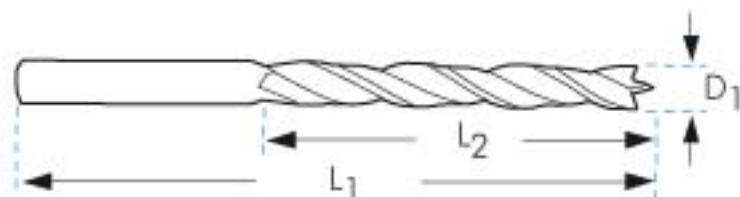
## BROCAS MANGO CILÍNDRICO PARA TALADRAR MADERA CV

Ref. **BMPR**

Serie  
Profesional



HSS



Brocas Madera

Gris

### SERIE STANDARD

	D <sub>1</sub> mm.	L <sub>1</sub> x L <sub>2</sub> mm.	BMPR	€
BMPRO3	3,0	59 x 35		0,92
BMPRO4	4,0	74 x 41		1,03
BMPRO5	5,0	82 x 55		1,13
BMPRO6	6,0	88 x 58		1,56
BMPRO7	7,0	110 x 70		1,74
BMPRO8	8,0	110 x 70		2,13
BMPRO9	9,0	110 x 70		2,48
BMPR10	10,0	115 x 75		2,70
BMPR11	11,0	135 x 85		3,19
BMPR12	12,0	135 x 85		3,51
BMPR13	13,0	135 x 90		3,51
BMPR14	14,0	145 x 95		3,84
BMPR15	15,0	160 x 95		4,19
BMPR16	16,0	165 x 95		4,98
BMPR18	18,0	160 x 100		6,59
BMPR20	20,0	175 x 100		8,14

### SERIE LARGA 245 mm.

	D <sub>1</sub> mm.	L <sub>1</sub> x L <sub>2</sub> mm.	BMPR	€
BMPRO6X245	6,0	245x160		5,01
BMPRO8X245	8,0	245x160		6,25
BMPR10X245	10,0	245x160		7,50
BMPR12X245	12,0	245x200		9,99
BMPR14X245	14,0	245x200		13,12
BMPR16X245	16,0	245x200		17,49
BMPR18X245	18,0	245x200		18,73


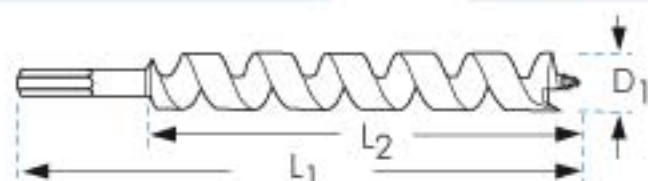
### SERIE EXTRA LARGA 400 mm.

	D <sub>1</sub> mm.	L <sub>1</sub> x L <sub>2</sub> mm.	BMPR	€
BMPRO6X400	6,0	400x160		9,37
BMPRO8X400	8,0	400x160		9,37
BMPR10X400	10,0	400x160		11,20
BMPR12X400	12,0	400x250		13,13
BMPR14X400	14,0	400x250		19,74
BMPR16X400	16,0	400x250		25,01
BMPR18X400	18,0	400x250		32,91



REFERENCIA	<b>BMPR9334</b>	<b>BMPR9335</b>	<b>BM9336</b>	<b>BMPR9333</b>
Nº BROCAS	5	5	7	8
CALIDAD	SERIE PROFESIONAL	SERIE PROFESIONAL	SERIE PROFESIONAL	SERIE PROFESIONAL
CONTENIDO	Ø 4 - 5 - 6 - 8 - 10 mm.	Ø 3 - 4 - 5 - 6 - 8 mm.	Ø 3 - 4 - 5 - 6 - 7 - 8 - 10 mm.	Ø 3 - 4 - 5 - 6 - 7 - 8 - 9 - 10 mm.
P.V.P. €	<b>10,21</b>	<b>9,33</b>	<b>14,10</b>	<b>15,91</b>

## BROCAS PARA TALADRAR MADERA CV, TIPO "S"

Ref. **BM"S"**Tipo  
**S**Para Ø 6 - Mango cilíndrico  
Ø Superiores - Mango hexagonal

## SERIE STANDARD 230 mm.

	D <sub>1</sub> mm.	L <sub>1</sub> x L <sub>2</sub> mm.	BM"S"	€
BM06X230	6,0	230x160		12,55
BM08X230	8,0	230x160		13,05
BM10X230	10,0	230x160		13,05
BM12X230	12,0	230x160		15,23
BM14X230	14,0	230x160		15,88
BM15X230	15,0	230x160		20,70
BM16X230	16,0	230x160		17,79
BM17X230	17,0	230x160		23,53
BM18X230	18,0	230x160		20,02
BM20X230	20,0	230x160		21,81
BM22X230	22,0	230x160		23,82
BM24X230	24,0	230x160		26,99
BM26X230	26,0	230x160		30,55
BM28X230	28,0	230x160		34,99
BM30X230	30,0	230x160		40,31
BM32X230	32,0	230x160		59,19
BM34X230	34,0	230x160		66,60
BM36X230	36,0	230x160		77,70
BM38X230	38,0	230x160		90,17


## SERIE LARGA 460 mm.

	D <sub>1</sub> mm.	L <sub>1</sub> x L <sub>2</sub> mm.	BM"S"	€
BM06X460	6,0	460x370		16,39
BM08X460	8,0	460x370		16,78
BM10X460	10,0	460x370		18,25
BM12X460	12,0	460x370		19,79
BM14X460	14,0	460x370		24,21
BM16X460	16,0	460x370		27,91
BM18X460	18,0	460x370		35,98
BM20X460	20,0	460x370		40,31
BM22X460	22,0	460x370		44,35
BM24X460	24,0	460x370		48,61
BM26X460	26,0	460x370		52,83
BM28X460	28,0	460x370		57,24
BM30X460	30,0	460x370		62,78
BM32X460	32,0	460x370		69,75
BM34X460	34,0	460x370		84,07
BM36X460	36,0	460x370		94,74
BM38X460	38,0	460x370		106,74

## SERIE EXTRA LARGA 650 mm.

	D <sub>1</sub> mm.	L <sub>1</sub> x L <sub>2</sub> mm.	BM"S"	€
BM06X650	6,0	650x550		21,40
BM08X650	8,0	650x550		21,56
BM10X650	10,0	650x550		25,52
BM12X650	12,0	650x550		25,72
BM14X650	14,0	650x550		36,91
BM16X650	16,0	650x550		43,76
BM18X650	18,0	650x550		64,65
BM20X650	20,0	650x550		74,53
BM22X650	22,0	650x550		82,57
BM24X650	24,0	650x550		87,55
BM26X650	26,0	650x550		91,35
BM28X650	28,0	650x550		93,63
BM30X650	30,0	650x550		97,76
BM32X650	32,0	650x550		82,19
BM34X650	34,0	650x550		106,11
BM36X650	36,0	650x550		115,52
BM38X650	38,0	650x550		126,35

## BROCAS PARA TALADRAR MADERA CV, TIPO "S"



### SERIE STANDARD 230 mm.

	D <sub>1</sub> mm.	L <sub>1</sub> x L <sub>2</sub> mm.	BMSDS €
BMSDS06X230	6,0	230x160	18,83
BMSDS08X230	8,0	230x160	19,58
BMSDS10X230	10,0	230x160	19,58
BMSDS12X230	12,0	230x160	22,84
BMSDS14X230	14,0	230x160	23,82
BMSDS16X230	16,0	230x160	26,69
BMSDS18X230	18,0	230x160	30,03
BMSDS20X230	20,0	230x160	32,71
BMSDS22X230	22,0	230x160	35,74
BMSDS24X230	24,0	230x160	40,48
BMSDS25X230	25,0	230x160	45,82
BMSDS26X230	26,0	230x160	45,82
BMSDS28X230	28,0	230x160	52,48
BMSDS30X230	30,0	230x160	60,47
BMSDS32X230	32,0	230x160	88,79
BMSDS34X230	34,0	230x160	99,91
BMSDS36X230	36,0	230x160	116,54
BMSDS38X230	38,0	230x160	135,25

### SERIE LARGA 460 mm.

	D <sub>1</sub> mm.	L <sub>1</sub> x L <sub>2</sub> mm.	BMSDS €
BMSDS06X460	6,0	460x370	24,59
BMSDS08X460	8,0	460x370	25,16
BMSDS10X460	10,0	460x370	27,37
BMSDS12X460	12,0	460x370	29,68
BMSDS14X460	14,0	460x370	36,32
BMSDS16X460	16,0	460x370	41,86
BMSDS18X460	18,0	460x370	53,97
BMSDS20X460	20,0	460x370	60,47
BMSDS22X460	22,0	460x370	66,53
BMSDS24X460	24,0	460x370	72,91
BMSDS25X460	25,0	460x370	79,24
BMSDS26X460	26,0	460x370	79,24
BMSDS28X460	28,0	460x370	85,86
BMSDS30X460	30,0	460x370	94,17
BMSDS32X460	32,0	460x370	104,63
BMSDS34X460	34,0	460x370	126,10
BMSDS36X460	36,0	460x370	142,11
BMSDS38X460	38,0	460x370	160,10

### SERIE EXTRA LARGA 650 mm.

	D <sub>1</sub> mm.	L <sub>1</sub> x L <sub>2</sub> mm.	BMSDS €
BMSDS06X650	6,0	650x550	32,11
BMSDS08X650	8,0	650x550	32,34
BMSDS10X650	10,0	650x550	38,27
BMSDS12X650	12,0	650x550	38,58
BMSDS14X650	14,0	650x550	55,37
BMSDS16X650	16,0	650x550	65,64
BMSDS18X650	18,0	650x550	96,97
BMSDS20X650	20,0	650x550	111,80
BMSDS22X650	22,0	650x550	123,85
BMSDS24X650	24,0	650x550	131,32
BMSDS26X650	26,0	650x550	137,03
BMSDS28X650	28,0	650x550	140,45
BMSDS30X650	30,0	650x550	146,64
BMSDS32X650	32,0	650x550	123,29
BMSDS34X650	34,0	650x550	159,16
BMSDS36X650	36,0	650x550	173,28
BMSDS38X650	38,0	650x550	189,52

## BROCAS PARA TALADRAR MADERA DE METAL DURO, TIPO "S"



### SERIE STANDARD 230 mm.

	D <sub>1</sub> mm.	L <sub>1</sub> x L <sub>2</sub> mm.	BMMD €
BMMD10X230	10,0	230x160	30,01
BMMD12X230	12,0	230x160	30,75
BMMD14X230	14,0	230x160	36,14
BMMD16X230	16,0	230x160	36,29
BMMD18X230	18,0	230x160	41,51
BMMD20X230	20,0	230x160	47,81
BMMD22X230	22,0	230x160	51,71
BMMD24X230	24,0	230x160	58,34
BMMD26X230	26,0	230x160	75,36
BMMD28X230	28,0	230x160	82,50
BMMD30X230	30,0	230x160	87,33
BMMD32X230	32,0	230x160	127,22

### SERIE LARGA 460 mm.

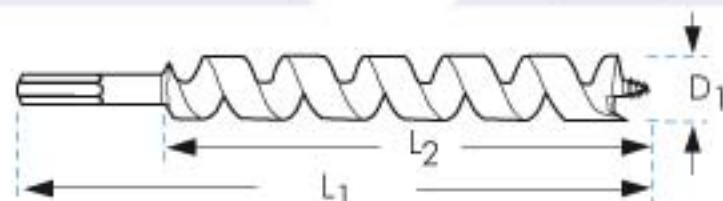
	D <sub>1</sub> mm.	L <sub>1</sub> x L <sub>2</sub> mm.	BMMD €
BMMD10X460	10,0	460x370	49,35
BMMD12X460	12,0	460x370	51,73
BMMD14X460	14,0	460x370	53,58
BMMD16X460	16,0	460x370	62,04
BMMD18X460	18,0	460x370	84,41
BMMD20X460	20,0	460x370	89,83
BMMD22X460	22,0	460x370	97,10
BMMD24X460	24,0	460x370	105,98
BMMD26X460	26,0	460x370	119,99
BMMD28X460	28,0	460x370	127,93
BMMD30X460	30,0	460x370	131,11
BMMD32X460	32,0	460x370	165,38

## BROCAS PARA TALADRAR MADERA CON CLAVOS CV, TIPO "S"

Brocas Madera

Gris

Ref. BMC


Tipo  
S

	D <sub>1</sub> mm.	L <sub>1</sub> x L <sub>2</sub> mm.	BMC €
BMC06X230	6,0	230 x 160	17,32
BMC08X230	8,0	230 x 160	17,32
BMC10X230	10,0	230 x 160	17,32
BMC12X230	12,0	230 x 160	20,20
BMC14X230	14,0	230 x 160	21,07
BMC15X230	15,0	230 x 160	25,97
BMC16X230	16,0	230 x 160	23,61
BMC17X230	17,0	230 x 160	29,52
BMC18X230	18,0	230 x 160	26,83
BMC20X230	20,0	230 x 160	29,21

	D <sub>1</sub> mm.	L <sub>1</sub> x L <sub>2</sub> mm.	BMC €
BMC22X230	22,0	230 x 160	31,92
BMC24X230	24,0	230 x 160	36,16
BMC26X230	26,0	230 x 160	40,93
BMC28X230	28,0	230 x 160	46,88
BMC30X230	30,0	230 x 160	54,01
BMC32X230	32,0	230 x 160	79,31
BMC34X230	34,0	230 x 160	85,10
BMC36X230	36,0	230 x 160	99,28
BMC38X230	38,0	230 x 160	115,22

## BROCAS PARA TALADRAR MADERA CON DOBLE CANAL

Ref. BM2P

DOBLE  
CANAL

	Ø mm.	L <sub>1</sub> x L <sub>2</sub> mm.	BM2P €
BM2P06X230	6,0	230 x 160	16,06
BM2P08X230	8,0	230 x 160	16,06
BM2P10X230	10,0	230 x 160	16,06
BM2P12X230	12,0	230 x 160	18,74
BM2P14X230	14,0	230 x 160	19,55
BM2P15X230	15,0	230 x 160	24,09
BM2P16X230	16,0	230 x 160	21,90
BM2P17X230	17,0	230 x 160	27,38
BM2P18X230	18,0	230 x 160	24,88

	Ø mm.	L <sub>1</sub> x L <sub>2</sub> mm.	BM2P €
BM2P20X230	20,0	230 x 160	27,10
BM2P22X230	22,0	230 x 160	29,61
BM2P24X230	24,0	230 x 160	33,54
BM2P26X230	26,0	230 x 160	37,96
BM2P28X230	28,0	230 x 160	43,48
BM2P30X230	30,0	230 x 160	50,10
BM2P32X230	32,0	230 x 160	73,56
BM2P34X230	34,0	230 x 160	78,94
BM2P36X230	36,0	230 x 160	92,08
BM2P38X230	38,0	230 x 160	106,87

## BROCAS CV PARA MADERA, TIPO "S" CON MANGO HEXAGONAL 1/4"

Ref. **BMH**

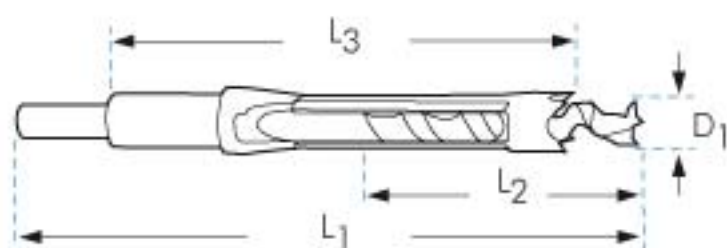



	D <sub>1</sub> mm.	L <sub>1</sub> x L <sub>2</sub> mm.	BMH €
BMH03X100	3,0	100 x 50	15,26
BMH04X100	4,0	100 x 50	14,81
BMH05X105	5,0	105 x 55	14,24
BMH06X105	6,0	105 x 55	12,93
BMH07X105	7,0	105 x 55	13,09
BMH08X105	8,0	105 x 55	13,59
BMH09X110	9,0	110 x 60	13,89
BMH10X110	10,0	110 x 60	13,95
BMH11X110	11,0	110 x 60	13,96
BMH12X110	12,0	110 x 60	15,43
BMH13X110	13,0	110 x 60	17,18
BMH14X110	14,0	110 x 60	18,65
BMH15X110	15,0	110 x 60	19,84
BMH16X115	16,0	115 x 65	21,15
BMH17X115	17,0	115 x 65	21,75

	D <sub>1</sub> mm.	L <sub>1</sub> x L <sub>2</sub> mm.	BMH €
BMH18X115	18,0	115 x 65	22,47
BMH19X120	19,0	120 x 70	23,94
BMH20X120	20,0	120 x 70	24,97
BMH21X120	21,0	120 x 70	25,72
BMH22X120	22,0	120 x 70	27,47
BMH23X120	23,0	120 x 70	29,24
BMH24X120	24,0	120 x 70	30,41
BMH25X130	25,0	130 x 80	32,62
BMH26X130	26,0	130 x 80	34,54
BMH27X130	27,0	130 x 80	36,01
BMH28X130	28,0	130 x 80	38,79
BMH29X130	29,0	130 x 80	41,15
BMH30X130	30,0	130 x 80	43,06
BMH33X140	33,0	140 x 90	50,85
BMH36X140	36,0	140 x 90	57,04

## BROCAS PARA TALADRAR AGUJEROS CUADRADOS EN MADERA

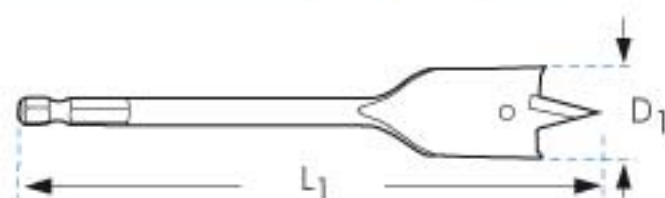

Ref. **BMCC**



	D <sub>1</sub> mm.	L <sub>1</sub> x L <sub>2</sub> mm.	L <sub>3</sub> mm.	BMCC €
BMCC05	5,0	210 x 70	135	28,68
BMCC06	6,0	210 x 70	135	28,68
BMCC07	7,0	210 x 70	140	28,68
BMCC08	8,0	210 x 70	140	28,68
BMCC09	9,0	210 x 70	140	28,68
BMCC10	10,0	210 x 80	140	28,68

	D <sub>1</sub> mm.	L <sub>1</sub> x L <sub>2</sub> mm.	L <sub>3</sub> mm.	BMCC €
BMCC12	12,0	210 x 80	140	29,53
BMCC13	13,0	210 x 80	140	29,53
BMCC14	14,0	218 x 100	140	37,07
BMCC16	16,0	218 x 100	160	42,27
BMCC18	18,0	218 x 100	160	54,17
BMCC22	22,0	218 x 100	160	72,75

## BROCAS PLANAS PARA TALADRAR MADERA MANGO HEXAGONAL 1/4"

Ref. **BMP**Hexagonal  
1/4"

	D <sub>1</sub> mm.		L <sub>1</sub> mm.	BMP	€
BMP06	6,0	150	1,76		
BMP08	8,0	150	2,00		
BMP10	10,0	150	2,12		
BMP12	12,0	150	2,21		
BMP13	13,0	150	2,39		
BMP14	14,0	150	2,39		
BMP15	15,0	150	2,73		
BMP16	16,0	150	2,73		
BMP17	17,0	150	2,90		
BMP18	18,0	150	2,90		
BMP19	19,0	150	3,08		
BMP20	20,0	150	3,08		

	D <sub>1</sub> mm.		L <sub>1</sub> mm.	BMP	€
BMP22	22,0	150	3,61		
BMP24	24,0	150	3,88		
BMP25	25,0	150	4,38		
BMP26	26,0	150	4,55		
BMP28	28,0	150	4,81		
BMP30	30,0	150	5,17		
BMP32	32,0	150	5,51		
BMP34	34,0	150	6,18		
BMP35	35,0	150	6,59		
BMP36	36,0	150	6,44		
BMP38	38,0	150	6,76		
BMP40	40,0	150	6,90		

## ESTUCHES DE MADERA CON BROCAS CV TIPO "S"

Ref. **BM9440**

REFERENCIA	<b>BM9440</b>	<b>BM9441</b>	<b>BM9442</b>	<b>BM9443</b>
Nº BROCAS	5	5	4	5
CALIDAD	SERIE STANDARD	SERIE STANDARD	SERIE STANDARD	SERIE STANDARD
CONTENIDO	Ø 6 - 8 - 10 - 12 - 14 mm.	Ø 12 - 14 - 16 - 18 - 20 mm.	Ø 8 - 10 - 12 - 14 mm.	Ø 8 - 12 - 20 - 25 - 30 mm.
P.V.P. €	<b>82,56</b>	<b>102,63</b>	<b>70,01</b>	<b>132,16</b>

REFERENCIA	<b>BM9540</b>	<b>BM9541</b>	<b>BM9542</b>	<b>BM9543</b>
Nº BROCAS	5	5	4	5
CALIDAD	SERIE STANDARD	SERIE STANDARD	SERIE STANDARD	SERIE STANDARD
CONTENIDO	Ø 6 - 8 - 10 - 12 - 14 mm.	Ø 12 - 14 - 16 - 18 - 20 mm.	Ø 8 - 10 - 12 - 14 mm.	Ø 8 - 12 - 20 - 25 - 30 mm.
P.V.P. €	<b>135,10</b>	<b>180,58</b>	<b>118,96</b>	<b>241,41</b>

## BROCA DE NUEVA GENERACIÓN 4 PUNTAS PARA MADERA TIPO CASTOR CON MANGO HEXAGONAL 1/4"

Ref. **BM4P**

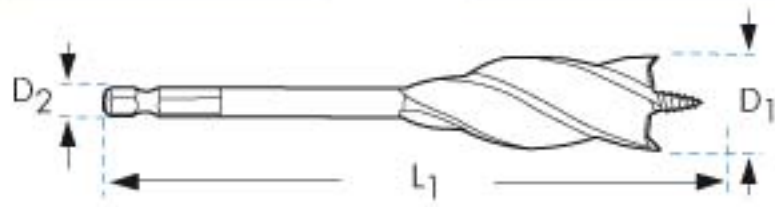
**4**  
PUNTAS




HSS



Hasta Ø26 - Mango hexagonal 1/4"  
Ø Superiores-Mango hexagonal 11mm.



**CORTE LIMPIO**  
**FÁCIL PENETRACIÓN**  
**GRAN RENDIMIENTO**  
**GRAN PRECISIÓN DE ORIFICIOS**

	BM4P				
	D <sub>1</sub> mm.		D <sub>2</sub> mm.	L <sub>1</sub> mm.	€
BM4P10	10,0	1/4"	6,35	165	12,84
BM4P11	11,0	1/4"	6,35	165	12,84
BM4P12	12,0	1/4"	6,35	165	14,26
BM4P13	13,0	1/4"	6,35	165	15,17
BM4P15	15,0	1/4"	6,35	165	15,17
BM4P16	16,0	1/4"	6,35	165	16,34
BM4P18	18,0	1/4"	6,35	165	16,99
BM4P19	19,0	1/4"	6,35	165	18,67
BM4P20	20,0	1/4"	6,35	165	21,01
BM4P21	21,0	1/4"	6,35	165	23,21
BM4P22	22,0	1/4"	6,35	165	23,21
BM4P24	24,0	1/4"	6,35	165	28,92
BM4P25	25,0	1/4"	6,35	165	29,30
BM4P26	26,0	1/4"	6,35	165	32,16
BM4P28	28,0	7/16"	11,11	165	33,58
BM4P30	30,0	7/16"	11,11	165	34,75
BM4P32	32,0	7/16"	11,11	165	35,53
BM4P35	35,0	7/16"	11,11	165	37,08
BM4P38	38,0	7/16"	11,11	165	40,33
BM4P40	40,0	7/16"	11,11	165	43,83

### ALARGADORES PARA MANGOS DE 6,35 mm. Hexagonal 1/4"

### ALARGADORES PARA MANGOS DE 11 mm.



		AM
DESCRIPCIÓN		€
AMC60	Alargador m/hexagonal, Lt 150 mm.	3,33
AMC60AR	Alargador m/hexagonal, acople rápido, Lt 150 mm	6,98
AMC300	Alargador m/hexagonal, Lt 300 mm.	5,61
AMC300AR	Alargador m/hexagonal, acople rápido, Lt 300 mm	8,12
AMSDS60	Alargador m/SDS-PLUS, Lt 60 mm.	9,51
AMSDS60AR	Alargador m/SDS-PLUS, acople rápido, Lt 60 mm.	19,04
AMSDS300	Alargador m/SDS-PLUS, Lt 300 mm.	14,81
AMSDS300AR	Alargador m/SDS-PLUS, acople rápido, Lt 300 mm.	21,47

		AM
DESCRIPCIÓN		€
AMC11	Alargador m/hexagonal Lt 300mm.	25,32

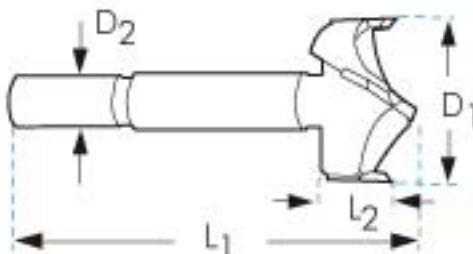
## BROCAS PARA ENCAJE DE BISAGRAS DIENTES DE METAL DURO

Brocas Madera

Gris

Ref. **BB**

MD

Hasta Ø 65 - Mango cilíndrico  
Ø Superiores - Mango hexagonalRef. **BMF**

	D <sub>1</sub> mm.	D <sub>2</sub> mm.	L <sub>1</sub> x L <sub>2</sub> mm.	BB €
BB20	20,0	8	90 x 25	24,62
BB25	25,0	8	90 x 25	27,40
BB26	26,0	8	90 x 25	29,27
BB30	30,0	8	90 x 25	32,12
BB32	32,0	10	90 x 25	35,33
BB35	35,0	10	90 x 25	35,33
BB40	40,0	10	90 x 25	38,28
BB50	50,0	10	90 x 25	41,44
BB55	55,0	10	90 x 25	55,70
BB60	60,0	12	90 x 25	60,58
BB65	65,0	12	90 x 25	68,04
BB70	70,0	9	90 x 25	75,46
BB75	75,0	9	90 x 25	80,85
BB80	80,0	9	90 x 25	90,41
BB85	85,0	9	90 x 25	98,56
BB90	90,0	9	90 x 25	114,63

	D <sub>1</sub> mm.	mm.	L <sub>1</sub> mm.	BMF €
BMF16	16,0	9	140	65,92
BMF18	18,0	9	140	69,43
BMF20	20,0	9	140	79,13
BMF22	22,0	9	140	84,38
BMF24	24,0	9	140	92,73
BMF25	25,0	9	140	97,57
BMF26	26,0	9	140	98,67
BMF28	28,0	9	140	98,67
BMF30	30,0	9	140	92,24
BMF32	32,0	9	140	101,78
BMF35	35,0	9	140	101,78
BMF40	40,0	9	140	121,51

	D <sub>1</sub> mm.	mm.	L <sub>1</sub> mm.	BMF €
BMF42	42,0	9	140	128,51
BMF45	45,0	9	140	137,47
BMF50	50,0	9	140	152,79
BMF55	55,0	9	210	215,28
BMF60	60,0	9	210	234,95
BMF65	65,0	9	210	257,58
BMF70	70,0	9	210	277,25
BMF75	75,0	9	210	323,33
BMF80	80,0	9	210	344,88
BMF85	85,0	9	210	366,43
BMF90	90,0	9	210	387,99

## BROCAS "FORSTNER" PARA MADERA DE HSS

Ref. **BMF1**

HSS




	D <sub>1</sub> mm.	D <sub>2</sub> mm.	L <sub>1</sub> mm.	BMF1 €
BMF106	6,0	8	90	4,98
BMF108	8,0	8	90	4,98
BMF110	10,0	8	90	5,19
BMF111	11,0	8	90	5,41
BMF112	12,0	8	90	5,84
BMF113	13,0	8	90	5,97
BMF114	14,0	8	90	6,38
BMF115	15,0	8	90	6,38
BMF116	16,0	8	90	6,79
BMF118	18,0	8	90	8,85
BMF119	19,0	8	90	9,06
BMF120	20,0	8	90	9,14
BMF121	21,0	8	90	9,26
BMF122	22,0	8	90	9,47
BMF124	24,0	8	90	9,68
BMF125	25,0	8	90	10,29

	D <sub>1</sub> mm.	D <sub>2</sub> mm.	L <sub>1</sub> mm.	BMF1 €
BMF126	26,0	8	90	10,29
BMF127	27,0	8	90	10,50
BMF128	28,0	8	90	10,71
BMF130	30,0	8	90	10,71
BMF132	32,0	10	90	10,71
BMF134	34,0	10	90	11,32
BMF135	35,0	10	90	12,15
BMF136	36,0	10	90	12,56
BMF138	38,0	10	90	13,39
BMF140	40,0	10	90	13,59
BMF141	41,0	10	90	14,42
BMF143	43,0	10	90	15,03
BMF144	44,0	10	90	15,86
BMF145	45,0	10	90	16,47
BMF146	46,0	10	90	16,67
BMF148	48,0	10	90	17,70

	D <sub>1</sub> mm.	D <sub>2</sub> mm.	L <sub>1</sub> mm.	BMF1 €
BMF149	49,0	10,0	90	18,32
BMF150	50,0	10,0	90	18,53
BMF151	51,0	10,0	90	18,94
BMF152	52,0	10,0	90	19,76
BMF154	54,0	10,0	90	20,59
BMF157	57,0	12,5	159	29,65
BMF160	60,0	12,5	159	31,50
BMF163	63,0	12,5	159	33,77
BMF166	66,0	12,5	159	37,05
BMF170	70,0	12,5	159	41,38
BMF173	73,0	12,5	159	45,50
BMF176	76,0	12,5	159	49,61
BMF179	79,0	12,5	159	57,65
BMF183	83,0	12,5	159	65,06
BMF186	86,0	12,5	159	73,50
BMF189	89,0	12,5	159	76,18

## BROCA PARA ENSAMBLAJE DE TORNILLOS EN MADERA CON MANGO HEXAGONAL

Ref. **BM3**



				BM3
	D <sub>1</sub> mm.	D <sub>2</sub> mm.	D <sub>3</sub> mm.	€
BM306	6,0	1,5	3,0	10,97
BM308	8,0	2,0	3,5	10,97
BM310	10,0	2,5	4,0	10,97
BM312	12,0	2,5	4,0	10,97

## BROCAS PARA LA INSTALACIÓN DE CERRADURAS Y BISAGRAS EN MADERA, MANGO HEXAGONAL

Ref. **BM4**



			BM4
	D <sub>1</sub> mm.	D <sub>2</sub> mm.	€
BM406	6,0	2,0	8,44
BM408	8,0	2,7	8,44
BM410	10,0	3,5	8,44
BM412	12,0	4,5	8,44

## BROCAS HSS PARA MADERA CON AVELLANADOR MANGO CILÍNDRICO Y MANGO HEXAGONAL

Ref. **BM5**



Ref. **BM6**



				BM5
	D <sub>1</sub> mm.	D <sub>2</sub> mm.		€
BM506	6,0	2,3		15,54
BM508	8,0	2,7		15,54
BM510	10,0	3,1		15,54
BM512	12,0	3,5		15,54

			BM6
	D <sub>1</sub> mm.	D <sub>2</sub> mm.	€
BM603	3,0	12	8,26
BM604	4,0	12	8,80
BM605	5,0	12	9,20
BM606	6,0	12	10,18
BM607	7,0	12	10,38

			BM6
	D <sub>1</sub> mm.	D <sub>2</sub> mm.	€
BM608	8,0	16	11,30
BM609	9,0	16	12,42
BM610	10,0	16	13,11
BM611	11,0	20	18,90
BM612	12,0	20	20,88

## BROCAS EXTENSIBLES PARA MADERA CV

Ref. **BME**



CV



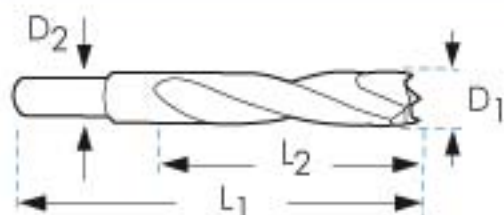
		BME	
		CAPACIDAD mm.	€
BME 15/45		15 - 45	31,00
BME 25/75		25 - 75	38,02

## BROCAS CON PUNTA DE METAL DURO PARA MADERA

Ref. **BMMD**



MD



				BMMD
	D <sub>1</sub> mm.	D <sub>2</sub> mm.	L <sub>1</sub> x L <sub>2</sub> mm.	€
BMMD03	3,0	3,0	75 x 35	5,21
BMMD04	4,0	4,0	75 x 35	5,50
BMMD05	5,0	5,0	86 x 52	5,88
BMMD06	6,0	6,0	98 x 57	5,96
BMMD07	7,0	7,0	100 x 60	6,16
BMMD08	8,0	8,0	110 x 63	6,45
BMMD09	9,0	9,0	102 x 63	6,63
BMMD10	10,0	10,0	102 x 63	7,58
BMMD11	11,0	11,0	110 x 63	8,34
BMMD12	12,0	12,0	110 x 63	10,50
BMMD13	13,0	12,7	110 x 63	11,64

				BMMD
	D <sub>1</sub> mm.	D <sub>2</sub> mm.	L <sub>1</sub> x L <sub>2</sub> mm.	€
BMMD14	14,0	12,7	110 x 63	17,91
BMMD15	15,0	12,7	110 x 63	22,95
BMMD16	16,0	12,7	110 x 63	27,39
BMMD18	18,0	12,7	140 x 63	33,75
BMMD20	20,0	12,7	140 x 63	38,43
BMMD22	22,0	12,7	140 x 63	45,63
BMMD24	24,0	12,7	170 x 63	59,67
BMMD25	25,0	12,7	170 x 63	71,16
BMMD26	26,0	12,7	170 x 63	84,63
BMMD28	28,0	12,7	170 x 63	92,55
BMMD30	30,0	12,7	170 x 63	109,35

## AVELLANADORES PARA MADERA



Ref. AV26

			AV25
	D <sub>1</sub> mm.	D <sub>2</sub> mm.	€
AV250312	3,0	12	6,33
AV250412	4,0	12	6,33
AV250512	5,0	12	6,33
AV250612	6,0	12	6,33

			AV26
	D <sub>1</sub> mm.	D <sub>2</sub> mm.	€
AV260316	3,0	16	8,51
AV260416	4,0	16	8,51
AV260516	5,0	16	8,51
AV260616	6,0	16	8,51
AV260816	8,0	16	8,51

## TOPES DE PROFUNDIDAD PARA BROCAS CON MANGO CILÍNDRICO



Ref. TOPE

		TOPE
	D <sub>1</sub> mm.	€
TOPE03	3,0	2,44
TOPE04	4,0	2,72
TOPE05	5,0	2,96
TOPE06	6,0	3,33
TOPE08	8,0	3,54
TOPE10	10,0	3,74
TOPE12	12,0	6,98

## BROCAS PARA ENCOFRADOS DE MADERA DIN 7490 MANGO CILÍNDRICO CV

Ref. **BE**

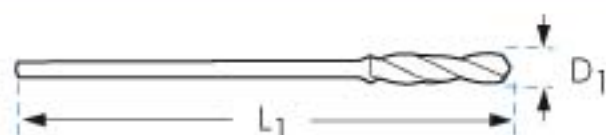


CV

DIN  
7490



\* Mango roscado al cuerpo de la broca



Ref. **BE06X400**

Ref. **BE06X600**

Ref. **BE06X800**

Ref. **BE06X1000**

### LONGITUD TOTAL 400 mm.

	D <sub>1</sub> mm.	L <sub>1</sub> mm.	BE €
BE06X400	6,0	400	9,88
BE08X400	8,0	400	10,28
BE10X400	10,0	400	12,25
BE12X400	12,0	400	15,87
BE14X400	14,0	400	17,57
BE16X400	16,0	400	20,44
BE18X400	18,0	400	24,98
BE20X400	20,0	400	33,72
BE22X400	22,0	400	45,03
BE24X400	24,0	400	51,28
BE26X400	26,0	400	58,04
BE28X400	28,0	400	63,26
BE30X400	30,0	400	66,74

### LONGITUD TOTAL 600 mm.

	D <sub>1</sub> mm.	L <sub>1</sub> mm.	BE €
BE06X600	6,0	600	10,70
BE08X600	8,0	600	10,93
BE10X600	10,0	600	12,74
BE12X600	12,0	600	16,65
BE14X600	14,0	600	18,21
BE16X600	16,0	600	21,08
BE18X600	18,0	600	25,63
BE20X600	20,0	600	34,24
BE22X600	22,0	600	45,68
BE24X600	24,0	600	53,47
BE26X600	26,0	600	58,82
BE28X600	28,0	600	64,03
BE30X600	30,0	600	67,83

### LONGITUD TOTAL 800 mm.


	D <sub>1</sub> mm.	L <sub>1</sub> mm.	BE €
BE06X800	6,0	800	12,75
BE08X800	8,0	800	14,83
BE10X800	10,0	800	16,49
BE12X800	12,0	800	20,13
BE14X800	14,0	800	23,08
BE16X800	16,0	800	26,96
BE18X800	18,0	800	32,10
BE20X800	20,0	800	40,63
BE22X800	22,0	800	53,00
BE24X800	24,0	800	60,73
BE26X800	26,0	800	66,02
BE28X800	28,0	800	71,17
BE30X800	30,0	800	74,67

### LONGITUD TOTAL 1000 mm.

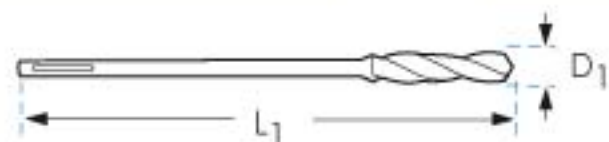
	D <sub>1</sub> mm.	L <sub>1</sub> mm.	BE €
BE06X1000	6,0	1000	14,44
BE08X1000	8,0	1000	15,47
BE10X1000	10,0	1000	17,42
BE12X1000	12,0	1000	21,02
BE14X1000	14,0	1000	23,99
BE16X1000	16,0	1000	34,16
BE18X1000	18,0	1000	34,16
BE20X1000	20,0	1000	42,67
BE22X1000	22,0	1000	55,18
BE24X1000	24,0	1000	63,05
BE26X1000	26,0	1000	68,07
BE28X1000	28,0	1000	71,25
BE30X1000	30,0	1000	76,86

## BROCAS PARA ENCOFRADOS DE MADERA MANGO SDS PLUS

Ref. **BESDS**



\* Mango roscado al cuerpo de la broca



Ref. **BESDS06X400**



Ref. **BESDS06X600**



Ref. **BESDS06X800**



Ref. **BESDS06X1000**

### LONGITUD TOTAL 400 mm.

	D <sub>1</sub>		L <sub>1</sub>		BESDS	
	mm.	mm.	mm.	mm.	€	
BESDS06X400	6,0	400	400		33,85	
BESDS08X400	8,0	400	400		34,91	
BESDS10X400	10,0	400	400		36,26	
BESDS12X400	12,0	400	400		37,71	
BESDS14X400	14,0	400	400		46,72	
BESDS16X400	16,0	400	400		58,53	
BESDS18X400	18,0	400	400		77,72	
BESDS20X400	20,0	400	400		87,23	
BESDS22X400	22,0	400	400		103,22	
BESDS24X400	24,0	400	400		109,92	
BESDS26X400	26,0	400	400		123,68	
BESDS28X400	28,0	400	400		134,01	
BESDS30X400	30,0	400	400		151,57	

### LONGITUD TOTAL 600 mm.

	D <sub>1</sub>		L <sub>1</sub>		BESDS	
	mm.	mm.	mm.	mm.	€	
BESDS06X600	6,0	600	600		34,87	
BESDS08X600	8,0	600	600		37,47	
BESDS10X600	10,0	600	600		37,94	
BESDS12X600	12,0	600	600		39,06	
BESDS14X600	14,0	600	600		54,38	
BESDS16X600	16,0	600	600		67,13	
BESDS18X600	18,0	600	600		87,90	
BESDS20X600	20,0	600	600		98,22	
BESDS22X600	22,0	600	600		107,81	
BESDS24X600	24,0	600	600		126,49	
BESDS26X600	26,0	600	600		135,97	
BESDS28X600	28,0	600	600		152,69	
BESDS30X600	30,0	600	600		171,44	

### LONGITUD TOTAL 800 mm.

	D <sub>1</sub>		L <sub>1</sub>		BESDS	
	mm.	mm.	mm.	mm.	€	
BESDS06X800	6,0	800	800		35,92	
BESDS08X800	8,0	800	800		40,23	
BESDS10X800	10,0	800	800		39,69	
BESDS12X800	12,0	800	800		40,47	
BESDS14X800	14,0	800	800		63,31	
BESDS16X800	16,0	800	800		76,99	
BESDS18X800	18,0	800	800		99,41	
BESDS20X800	20,0	800	800		110,59	
BESDS22X800	22,0	800	800		112,60	
BESDS24X800	24,0	800	800		145,55	
BESDS26X800	26,0	800	800		149,49	
BESDS28X800	28,0	800	800		173,98	
BESDS30X800	30,0	800	800		193,91	

### LONGITUD TOTAL 1000 mm.

	D <sub>1</sub>		L <sub>1</sub>		BESDS	
	mm.	mm.	mm.	mm.	€	
BESDS06X1000	6,0	1000	1000		37,00	
BESDS08X1000	8,0	1000	1000		43,18	
BESDS10X1000	10,0	1000	1000		43,61	
BESDS12X1000	12,0	1000	1000		41,92	
BESDS14X1000	14,0	1000	1000		73,70	
BESDS16X1000	16,0	1000	1000		88,30	
BESDS18X1000	18,0	1000	1000		112,43	
BESDS20X1000	20,0	1000	1000		124,52	
BESDS22X1000	22,0	1000	1000		117,61	
BESDS24X1000	24,0	1000	1000		167,48	
BESDS26X1000	26,0	1000	1000		164,35	
BESDS28X1000	28,0	1000	1000		198,23	
BESDS30X1000	30,0	1000	1000		219,33	